
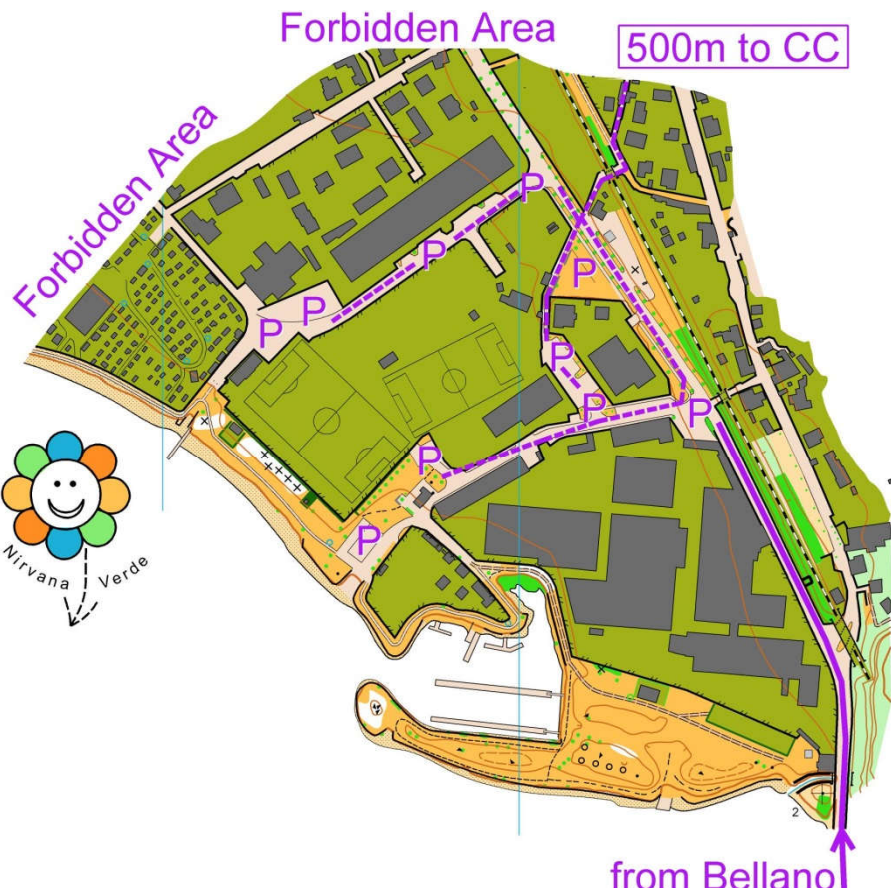
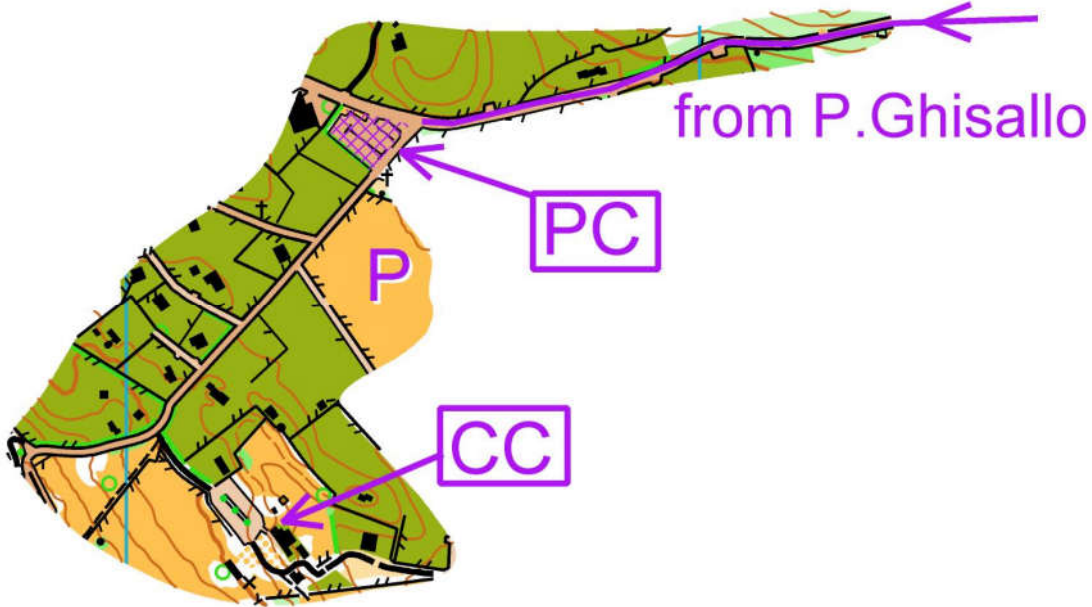
	<p>With the Contribution of:</p>  <p>Regione Lombardia</p>	<p>Como Lake Orienteering Meeting</p> <p>8/9 April 2017</p> <p>Bulletin 2</p>
<p>How to get there</p>	<p>Saturday April 8th 2017 By Train: venue is 100 m far from "Dervio" Railway station By Car/Bus/Caravan: SS36, exit "Bellano-Valsassina", then follow Dervio/Colico; "Dervio" exit is forbidden because the route passes through the competition area and it's even out of the way to get to the parking.</p> <p>Sunday April 9th 2017 By Car/Bus/Caravan: from Magreglio - "Passo del Ghisallo" follow the indications to per Piano Rancio – Rif. Martina – Ristorante Diavolo</p>	
<p>Competition Center (CC)</p>	<p>Saturday April 8th 2017 Sport Hall, Piazza IV Novembre, Dervio. Opening hours: 12 PM to 6 PM</p> <p>Sunday April 9th 2017 Restaurant "Diavolo" Località Piano Rancio. Opening hours: 8.30 AM to 2 PM</p>	
<p>Dervio Parkings, April 8th</p>	<p>Parking indications at the entrance of Dervio coming from Bellano.</p> <p>Free parking on Saturday April 8th only in paid parking (blue lines) with the parking pass printed and displayed on windscreen (attached "Parking-Pass.pdf" and "Parking-PassBW.pdf")</p> <div data-bbox="1155 916 1489 1151" data-label="Image"> </div>  <p>P = Parking for Car/Bus/Caravan CC = Competition Center</p>	

<p>S.Primo Piano Rancio Parkings, April 9th</p>	<p>Parking indications in Piano Rancio, arriving from Passo del Ghisallo</p>  <p>PC = Park Bus/Caravan</p> <p>P = Park Cars</p> <p>CC = Competition Center</p>
<p>Start Lists</p>	<p>Available online on Thursday April 6th:</p> <ul style="list-style-type: none"> • www.nirvanaverde.it/clom • http://www.fiso.it/gara/20173 • http://www.fiso.it/gara/20174
<p>Map</p>	<p>Sprint – April 8th “Dervio”, CS843, 1:4.000, equidistance 2,5 m, production 2012, revision 2017</p> <p>Long – April 9th “San Primo Est”, CO1023, 1:15.000, equidistance 5 m, revision 2016/2017 <i>The actual map-scale used for each class is stated in the "Final courses" chart</i></p>
<p>Start</p>	<p>Sprint – April 8th First start at 3PM; it's placed 20' on foot from the Competition Center; competitors are called 2 minutes before start-time.</p> <p>Long – April 9th First start at 10 AM; competitors are called 2 minutes before start-time; there are 3 starting lines:</p> <p>P1, 1,8km + 320m (35' on foot) from the Competition Center, for the following classes:</p> <ul style="list-style-type: none"> • M18; M20; MA; ME; M35; M40; M45; M50; W20; WE <p>P2, 1km (10' on foot) from the Competition Center, for the following classes:</p> <ul style="list-style-type: none"> • M14; M16; MB; MC; M55; M60; M65; W14; W16; W18; WA; WB; WC; W35; W40; W45; W50; DIRECT <p>P3, 500m (5' on foot) from the Competition Center, for the following classes:</p> <ul style="list-style-type: none"> • M12; W12; M70; M75 W55; W60; W65; W70; W75; Beginners
<p>Control descriptions</p>	<p>Available at the pre-start, dimension (maximum size: 21 cm x 5,5 cm)</p>
<p>Refreshment</p>	<p>Sprint: not available Long: 2 refreshment points in the forest, shown on the map, placed at about 30% and 70% of the Elite courses</p>

Complaints	Complaints can be made at the Competition Center to the Race Director: within 5:30 PM on April 8 th for Sprint competition; within 1:30 PM on April 9 th for Long competition. Complaints allowed till 30' after final results are published
Maximum time	Sprint: 60' Long: 2h30' (not less than twice the winner time)
Jury members	It will be communicated in the final Bulletin, available on Friday April 7 th
GPS	GPS Tracking available for the top runners WRE
Kids-O	On Sunday 9 th April, Kids Orienteering Race available at Competition Center, for children aged 4-10 years old, for 1€ fee; prize to all participants
Kindergarten	Available at the Competition Centre, on both days

Sprint April 8th: details of final courses (Map Scale 1:4.000 for all classes)

Class	Length [km]	Climb [m]	N. of Controls
W Elite	3.4	50	22
W-12	1.4	25	10
W-16	2.5	40	14
W-20	2.7	45	19
W35	2.6	35	16
W45	2.4	40	15
W55	2.2	40	14
W65	1.9	35	12
WB	2.5	45	15
Beginners	1.4	25	10

Class	Length [km]	Climb [m]	N. of Controls
M Elite	3.7	55	23
M-12	1.4	25	10
M-16	2.9	45	17
M-20	3.6	50	20
M35	3.6	50	20
M45	3.3	50	20
M55	2.7	45	17
M65	2.5	40	14
MB	2.5	45	15

Lengths are calculated along the actual route-choice, according to the best choice provided by course planner.

Long April 9th: details of final courses

Class	Length [km]	Climb [m]	N. of Controls	Scale
W Elite	8,2	360	23	15.000
W12	2.3	110	12	5.000
W14	2.4	140	10	10.000
W16	3.2	165	11	10.000
W18	4.9	240	17	10.000
W20	5.9	230	18	15.000
WA	4.9	240	17	10.000
WB	3.2	165	11	10.000
WC	2.7	140	12	10.000
W35	4.9	240	17	10.000
W40	4.8	195	15	10.000
W45	4.3	200	15	10.000
W50	3.2	170	11	10.000
W55	2.9	150	14	7.500
W60	2.7	125	13	7.500
W65	2.6	110	12	7.500
W70	2.3	115	10	7.500
W75	2.1	105	10	7.500
Beginners	2.3	110	12	7.500

Class	Length [km]	Climb [m]	N. of Controls	Scale
M Elite	13.2	660	27	15.000
M12	2.3	110	12	5.000
M14	2.7	140	12	10.000
M16	3.9	185	14	10.000
M18	6.6	320	18	10.000
M20	9.2	400	25	15.000
MA	9.2	400	25	15.000
MB	3.9	185	14	10.000
MC	3.2	165	11	10.000
M35	9.2	400	25	15.000
M40	6.6	320	18	10.000
M45	5.9	230	18	10.000
M50	5.6	225	19	10.000
M55	4.8	195	15	10.000
M60	4.3	200	15	10.000
M65	3.4	180	14	10.000
M70	2.6	110	12	7.500
M75	2.3	115	10	7.500
Direct	3.1	130	12	10.000